

# iSchool Illini Success 2021

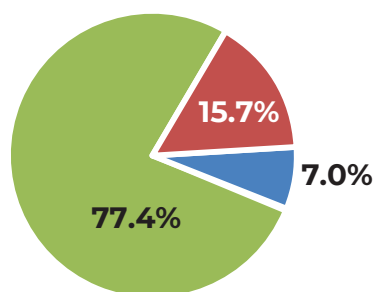
## Master's in Library and Information Science (LIS) First Destination Report

The report includes students who graduated during the 2020-2021 academic year. The data came from several verifiable sources. The vast majority of data came from the campus-wide survey, which invited graduates to provide information about their post-graduation status at regular intervals for six months following their graduation. In addition to the survey, data were also gathered from college reports and a limited use of graduates' LinkedIn profiles. The graduating class consisted of master's students in the Library and Information Science program.

Please note, the salaries listed below are greatly influenced by profession, previous educational backgrounds, and previous pre-professional and professional experience.

### LIS Post-Graduate Status

115 Post-Graduate Records

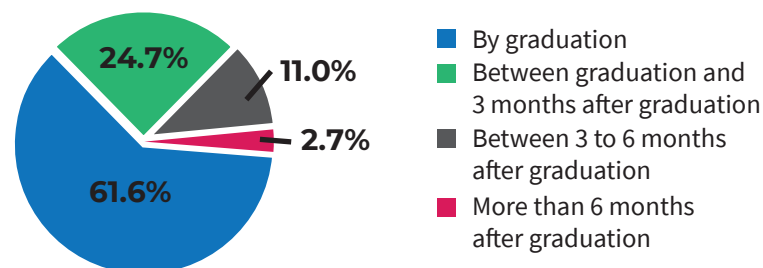


**77.4% secured a first destination**

- Employed
- Seeking Employment
- Working Part-time

### When Respondent Received First Job Offer

73 Respondents



- By graduation
- Between graduation and 3 months after graduation
- Between 3 to 6 months after graduation
- More than 6 months after graduation

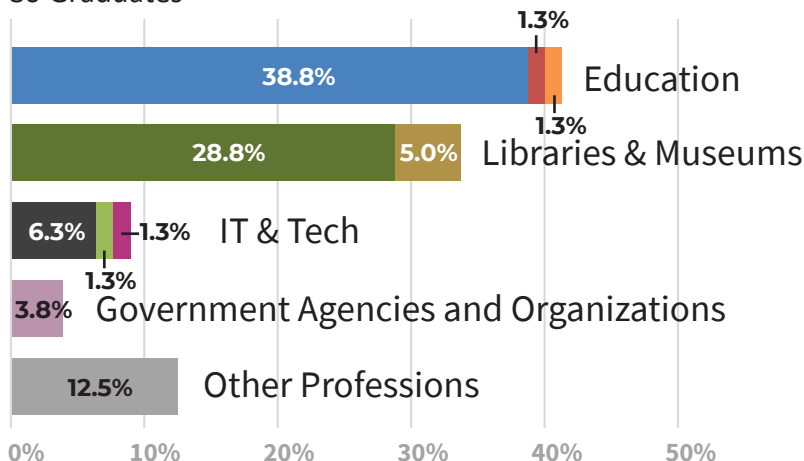
### LIS Knowledge Rates

Graduates	241
Primary Status Respondents	115
Survey Completions	122
First Destinations Response Rate	50%
Knowledge Rate	50%

**Knowledge rate** is the amount of information collected about post-graduate outcomes (employment, continuing education, etc.) collected through the First Destinations Survey, student communications, and social media, compared to the overall count of graduates for this period.

### Select LIS Graduate Employment by Industry

80 Graduates



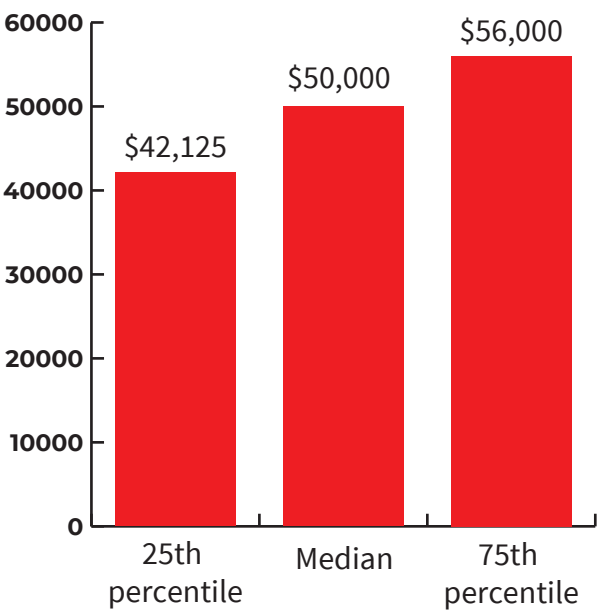
- Higher Education
- Pre-K-12 Education
- Education, Other
- Public Libraries
- Museums & Cultural Institutions
- Internet & Software
- Computer & Electronics Products
- High Tech / Information Technology
- Government - Local, State & Federal
- Other Professions

**Other Professions includes:** Advertising, PR & Marketing, Computer & Electronic Products, Computer Systems Design & Networks, Consulting, Health, Wellness & Fitness, High Tech / Information Technology, Investment & Finance, Legal Services, Non-Profit/Philanthropy, Research & Science, and Retail Trade.

# LIS Salary Data

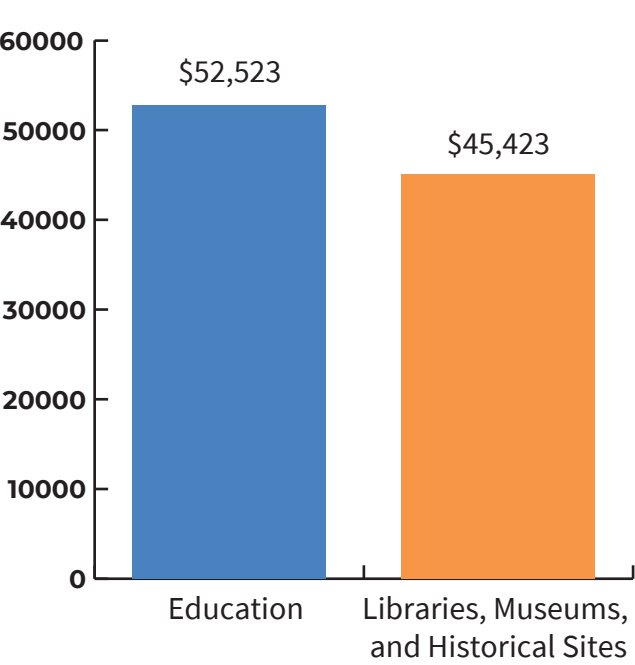
## LIS Salaries

54 Graduates Responding



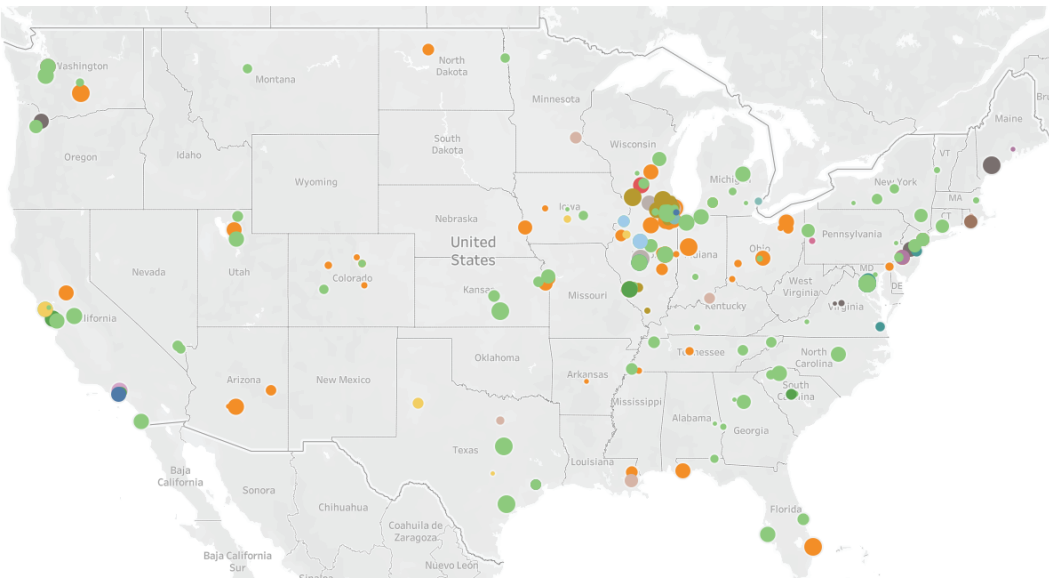
## LIS Average Annual Salary by Industry

39 Graduates Responding

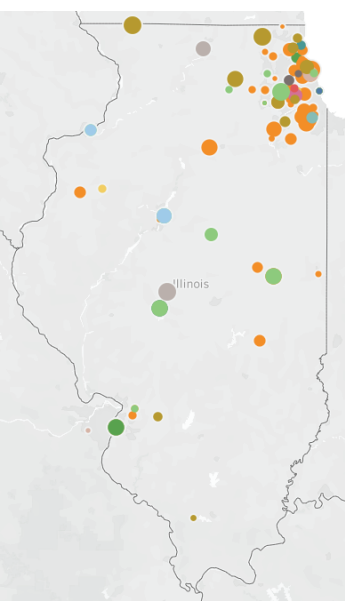


# LIS First Destination Data

## Nationwide



## Illinois



## Select Employers Extending Full-time Offers to LIS Graduates

<b>EDUCATION</b>	Montana State University	Western Kentucky University	Deerfield Public Library	Library
Albert Einstein College of Medicine, D. Samuel Gottesman Library	Kirkwood Community College	Worcester Polytechnic Institute	Des Moines Public Library	St. Louis County Library
American Theological Library Association (ATLA)	Loyola University Chicago	<b>GOVERNMENT</b>	Des Plaines Public Library	Tipp City Public Library
Aurora University	Maryville University	National Library of Medicine	Eagle Valley Library District	
Binghamton University	Menlo College	State Historical Society of Iowa	Ella Johnson Memorial Public Library	
Bremen School District 228	San Diego State University	<b>NONPROFIT</b>	Enfield Public Library	
Castleton University	Southern Illinois University	American Dental Association	Frankfort Public Library	
Central New Mexico Community College	Edwardsville University of Chicago	Fine Arts Museums of San Francisco	Galesburg Public Library	
Central Washington University	University of Illinois Urbana-Champaign	Newberry Library	Geneva Public Library	
Columbia College Chicago	University of Lethbridge	<b>PUBLIC</b>	Green Hills Public Library	
Columbus Technical College	University of Louisville	Bartlett Public Library District	Huntington Woods Library and Cultural Center	
East Tennessee State University	University of Missouri-St. Louis	Chicago Public Library	Itasca Community Library	
Emerson College	University of North Dakota	Chillicothe Public Library	Maricopa County Library District	
Georgetown University	University of Washington	Council Bluffs Public Library	Monmouth County Library System	
Goucher College	Texas Tech University	Crystal Lake Public Library	Morton Grove Public Library	
Great Falls College -				

## Select Titles of LIS Graduates

Accessions Supervisor	Content Program Manager	Library Media Specialist	Senior Digital Marketing Specialist
Adult Services Librarian	Digital Asset Project Manager	Library Technical Assistant III	Service Specialist
Archivist	Digital Scholarship Outreach and Lab Coordinator	Makerspace Lead	Software Engineer
Assistant Professor	eDeveloper	Online Learning Librarian	Support Specialist
Assistant Technical Services Librarian	Engineering & Data Librarian	Postdoctoral Research Fellow	Systems Librarian
Associate, Emerging Product Support	Evening Operations and Reference Specialist	Procurement Area Manager	Technical Services Associate Librarian
Cataloging and Metadata Strategies Librarian	First Year and Transfer Experience Librarian	Program Quality and Development Specialist	Teen Librarian
Cataloging Librarian	Health Sciences Librarian	Project Cataloging Assistant	Unit Manager Special Collections
Chicago Public Library	Information & Resource Services Librarian	Readers Services Assistant	User Experience Researcher
Children's Librarian I	Instructional Librarian	Reference Librarian	User Services Librarian
Circulation and Collection Services Manager	Inventory Specialist	Serials Librarian	Visiting Research Associate
Communication and Marketing Coordinator	IT Technical Associate	Research and Education Librarian	Volunteer Coordinator
Community Engagement Librarian	Lead Web Developer	Science Liaison and Reference Librarian	Youth Programming Librarian
Conflicts Advisor			Youth Services Librarian

# iSchool Illini Success 2021

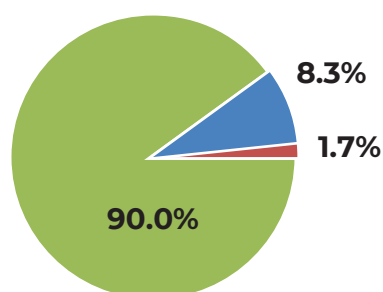
## Master's in Information Management (IM) First Destination Report

The report includes students who graduated during the 2020-2021 academic year. The data came from several verifiable sources. The vast majority of data came from the campus-wide survey, which invited graduates to provide information about their post-graduation status at regular intervals for six months following their graduation. In addition to the survey, data were also gathered from college reports and a limited use of graduates' LinkedIn profiles. The graduating class consisted of master's students in the Information Management program.

Please note, the salaries listed below are greatly influenced by profession, previous educational backgrounds, and previous pre-professional and professional experience.

### IM Post-Graduate Status

60 Post-Graduate Records

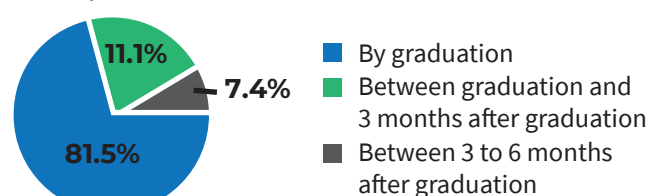


**90% secured a first destination**

- Employed
- Seeking employment
- Working part-time

### When Respondent Received First Job Offer

27 Respondents



- By graduation
- Between graduation and 3 months after graduation
- Between 3 to 6 months after graduation

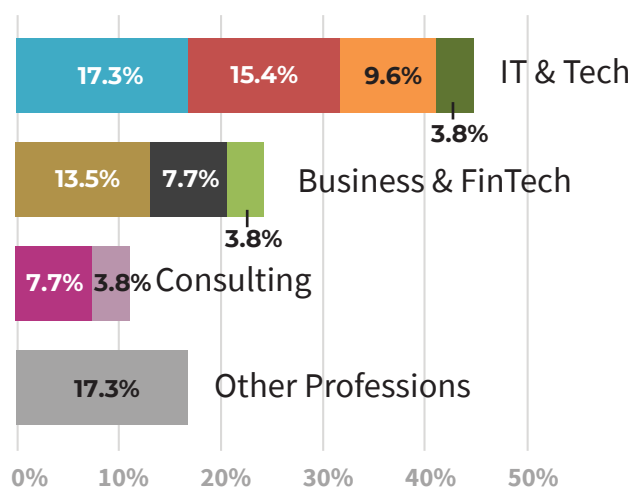
### IM Knowledge Rates

Graduates	126
Primary Status Respondents	60
Survey Completions	63
First Destinations Response Rate	50%
Knowledge Rate	50%

**Knowledge rate** is the amount of information collected about post-graduate outcomes (employment, continuing education, etc.) collected through the First Destinations Survey, student communications, and social media, compared to the overall count of graduates for this period.

### Select IM Graduate Employment by Industry

52 Graduates



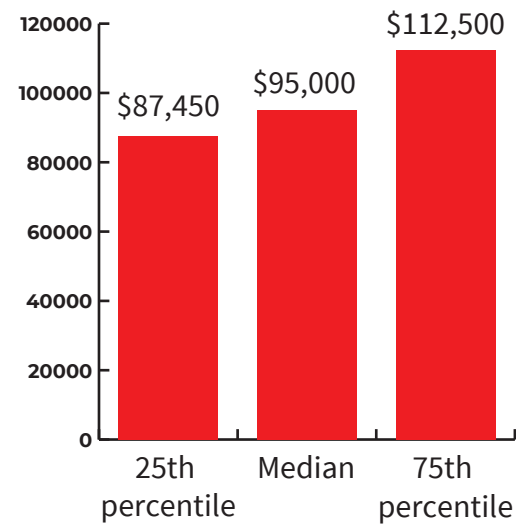
- Computer Systems Design & Networks
- High Tech / Information Technology
- Internet, Software & Technology
- Computer & Electronic Products
- Banking & Financial Services
- Insurance
- Accounting
- Consulting
- Management Consulting
- Other Professions

**Other Professions includes:** Aerospace & Aviation, Automotive, Government - Local, State & Federal, Health Services & Hospitals, Transportation & Logistics, and Utilities and Renewable Energy.

IM Salary Data

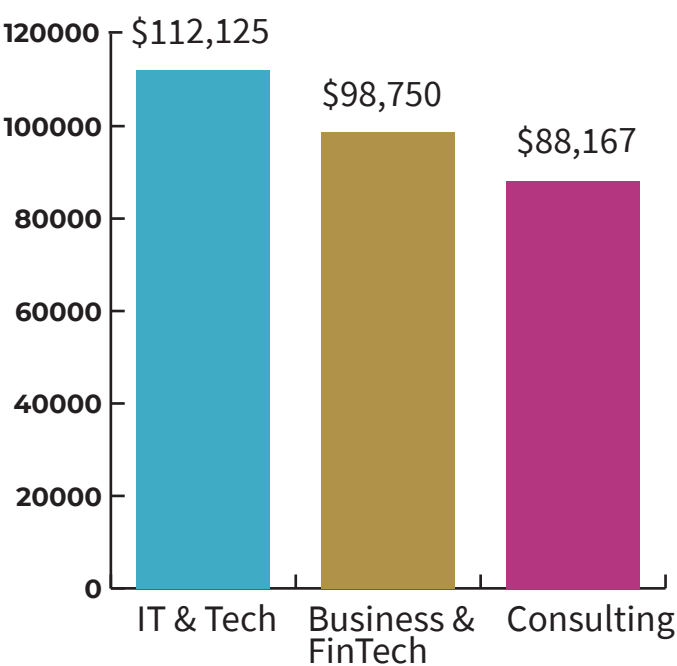
IM Salaries

19 Graduates Responding



IM Average Annual Salary by Industry

18 Graduates Responding



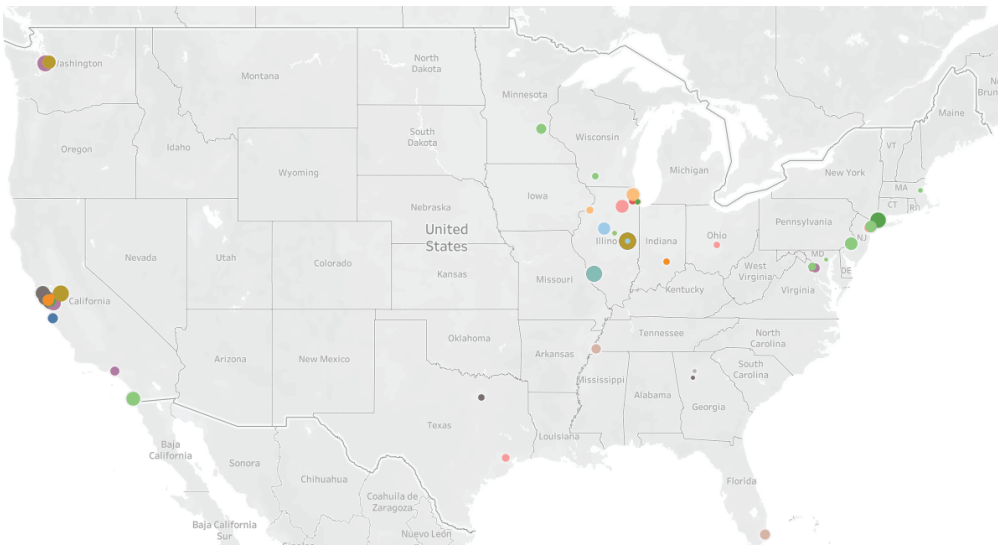
Average Signing Bonus

23 Graduates Responding

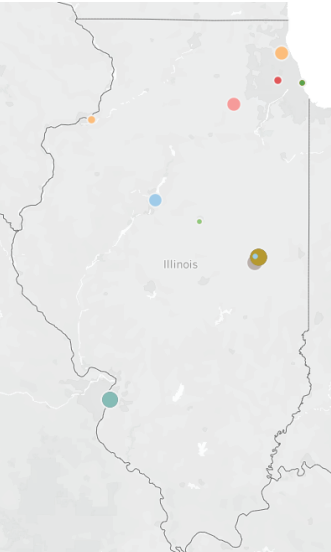
**\$15,391**

IM First Destination Data

Nationwide



Illinois



## Select Employers Extending Full-time Offers to IM Graduates

<b>AGTECH</b>	Coinbase	EverString	SAP	Objects
AGCO	Discover Financial	Exabeam	Sensors Data	J D Logistics
Cargill	Services*	Facebook*	SlickDeals (Goldman Sachs)	J. C. Penney
Caterpillar	Experian	GBM (Iman)	Smule	The Kraft Heinz Company
The Climate Corporation	Goldman Sachs	Gecko Robotics	Spectrum Labs	Landing
	Integra Credit	Genesis10	Stealth Startup	Lands' End
	KPMG	Godaddy	Syngenta	MilliporeSigma
<b>CONSULTING</b>	Modern Woodmen of America	Google	Tencent	Neiman Marcus Group
Affine Analytics	Morningstar	Group 6 Studios	Uber Technologies	Nordstrom
Castlight Health	PayPal	Hawksearch	Uptake	Procter & Gamble
Chalmers St. Consulting	Synchrony Financial	HealthCrowd	Uxoffer	Ryder System
DeciBio	Three Gorges Capital	IBM	Verizon Media	Sigma-Aldrich
Deloitte*	Holdings TikTok	ICURO	Very Good Security	Stanford Health Care
Dunn Solutions Group	Upgrade Inc.	Illumio	Wayfair*	Target Corporation
EY	Venmo	Iluvatar CoreX	Wolfram	Tesla Motors
Gartner	Verisk Analytics	Information Sciences Institute	Yahoo!	Tower Hill Insurance Group
InfoSys	Visa	inke.cn	YASH Technologies	University of Illinois System
PWC*	WalletHub	IQVIA	Yuanfudao (China)	Under Armour
Slalom	Western Union Company	Korea Innovation Center	<b>OTHER</b>	University of Illinois Urbana-Champaign**
Synpulse Management Consulting	William Blair & Company	LHP Engineering Solutions	Ameren	Walmart
Tata Consultancy Services	<b>INTERNET &amp; TECHNOLOGY</b>	LockerDome	Brunswick Corporation	Washington State University Foundation
ZS Associates	Amazon**	McMaster-Carr	Chicago Council on Global Affairs	The Wine Group
<b>FINTECH</b>	Ampersand	Micron Technology*	COUNTRY Financial*	Wolters Kluwer Legal & Regulatory
100credit	Appen	Microsoft	Eagle Pharmaceuticals	Yum! Brands
9f International Holdings	Boeing	Motorola	Fedex*	
Akuna Capital	Cisco Systems	Motorola Solutions	Foot Locker	
BlackRock	Citrix	Northrop Grumman	Hawaii Integrated Analytics	
Capital One*	Conexiom	Oath	Hoolihome	
China CITIC Bank	Confluent	Okta	Indeed	
	Denodo	Oppo (China)	Intelligent Medical	
	Technologies	Pattern Computer		
		Quantiphi		
		Quicket Solutions		

\*\* 10 or more

\* 3 or more

## Select Titles of IM Graduates

AI/ML Scientist	Data Operations Engineer
Analyst: Data, AI, BI, or People Analytics	Data Scientist
Audit Analytics Specialist	Junior Developer
Backend Engineer	Product Manager
Business Technology Analyst or Associate	Software Developer
Cloud Data Analyst	Software Engineer
Competitive Intelligence Analyst	Technical Implementation Analyst
Content Analyst	Technical Implementation Consultant
Cybersecurity, Privacy & Forensics Exp Associate	Technical Product Manager
Cybersecurity, Risk and Regulatory Associate	
Data Engineer	